

## MEMBERSHIP CATEGORIES

SHRM is an individual membership organization; it has no corporate or institutional memberships.

Please check one of the following three categories:

**PROFESSIONAL MEMBER**

Individuals engaged in human resource management with at least three years of experience at the exempt level; or any individual certified by the Human Resource Certification Institute; or any faculty member with three or more years experience holding at least assistant professorial rank in HR; or full-time consultants with at least three years experience as an HR practitioner; or full-time attorneys with at least three years experience in counseling and advising clients on matters relating to the HR profession. Professional Members have voting rights and may hold office in the Society.

**GENERAL MEMBER**

Individuals engaged in human resource management at the exempt level, but who do not meet the requirements for Professional Member. General Members have voting rights, but may not hold office in the Society.

**ASSOCIATE MEMBER**

Individuals in non-exempt human resource management positions as well as those who do not meet any of the foregoing categories, but have a bonafide interest in human resource management. Associate Members do not have voting rights and may not hold office in the Society.

What are your areas of interest in HR? (select all that apply):

- 00 Benefits
- 12 Business Education
- 14 Communications
- 16 Compensation
- 18 Corporate Ethics
- 20 Diversity, EEO, Affirmative Action
- 22 Employee Assistance Programs
- 24 Employee Relations
- 26 Health, Safety, Security
- 28 HR Consulting
- 30 HRIS, Technology
- 32 Industry-specific
- 34 International HRM, Multinational HR Ops
- 36 Labor, Industrial Relations
- 38 Measurement, Metrics
- 40 Organizational Development
- 42 Outsourcing, Offshoring
- 44 Relocation
- 46 Small Business Resource
- 48 Staffing, Recruitment, Retention
- 50 Strategic Planning
- 52 Training & Development
- 54 Workforce Law, Compliance
- 56 Workplace Planning, Readiness

## MEMBERSHIP DUES

- Allow 4-6 weeks for application processing if mailed. Immediate membership available via Internet at [www.shrm.org/join](http://www.shrm.org/join) and use promotional code 0118.
- Individuals residing outside the United States qualify for full or Internet-only SHRM membership. For more information, visit [www.shrm.org/join](http://www.shrm.org/join).
- Full- or part-time students are eligible for student membership rates. For more information, visit [www.shrm.org/students](http://www.shrm.org/students).
- SHRM membership is nonrefundable and nontransferable.

**1 Year (U.S. and U.S. Territories)** ~~\$160~~ **\$145**  
*\$145 rate is valid for first-year membership only.*

**Total Amount Due to SHRM** **\$145**  
*Discount valid for new membership only; not valid for membership renewals.*

### Please Indicate Method of Payment

Allow 4-6 weeks for application processing if mailed. Immediate membership available via the Internet at [www.shrm.org/application](http://www.shrm.org/application) and use promotional code 0118.

**Check Enclosed. (U.S./U.S. bank only)** \$ \_\_\_\_\_

**Charge My:**  VISA  MasterCard  American Express

I authorize SHRM to charge my credit card \$ \_\_\_\_\_

Credit Card #: \_\_\_\_\_

Expiration Date: \_\_\_\_\_

Name as it appears on credit card: \_\_\_\_\_

Signature: \_\_\_\_\_

Card Holder Daytime Phone #: \_\_\_\_\_

**Bill Me \$** \_\_\_\_\_.

**P.O. Number:** \_\_\_\_\_ SHRM only accepts P.O.s from government agencies.

**I understand my membership will not start until SHRM receives and processes my payment.**

SHRM annual dues are not deductible as charitable contributions for federal income tax purposes, but may be deductible as ordinary and necessary business expenses except that, under IRC section 162(e), 7.5% of the SHRM annual dues are not deductible.

*I hereby apply for membership in the Society for Human Resource Management and agree to pay the current applicable membership dues (of which \$55 is applied toward HR Magazine for U.S. residents). I will abide by the SHRM Code of Ethical and Professional Standards in Human Resource Management. (Members may review the Code at [www.shrm.org/ethics](http://www.shrm.org/ethics))*

\_\_\_\_\_  
Signature

\_\_\_\_\_  
Date

## DEMOGRAPHIC INFORMATION

Please complete the following: (This information assists us in analyzing the demographics of our membership and helps us to design new programming and other initiatives.)

**What is your primary job function?**

- |    |                                |    |  |
|----|--------------------------------|----|--|
| 10 | HR Generalist                  | 25 | Insurance                                    |
| 11 | Administrative                 | 26 | Mgmt Companies, Enterprises                  |
| 12 | Benefits                       | 27 | Manufacturing                                |
| 13 | Communications                 | 28 | Outsourcing                                  |
| 14 | Compensation                   | 29 | Pharmaceutical                               |
| 15 | Consultant - Independent       | 30 | Publishing, Broadcasting, Other Media        |
| 16 | Consultant - Multi-person firm | 31 | Real Estate, Rental, Leasing                 |
| 17 | Diversity                      | 32 | Retail/Wholesale Trade                       |
| 18 | EEO/Affirmative Action         | 33 | Services—Accommodation, Food/Drinking Places |
| 19 | Employee Asst. Programs        | 34 | Services—Professional, Scientific, Technical |
| 20 | Employee Relations             | 35 | Services—Other                               |
| 21 | Employment/Recruitment         | 36 | Telecommunications                           |
| 22 | Health, Safety, Security       | 37 | Transportation, Warehousing                  |
| 23 | HRIS                           | 38 | Utilities, Energy                            |
| 24 | International HRM              | 39 | Other _____                                  |

**How many individuals are employed at your organization worldwide?**

- |    |                 |
|----|-----------------|
| 10 | 1-24            |
| 11 | 25-49           |
| 12 | 50-99           |
| 13 | 100-249         |
| 14 | 250-499         |
| 15 | 500-999         |
| 16 | 1000-2499       |
| 17 | 2500-4999       |
| 18 | 5000-9999       |
| 19 | 10,000-24,999   |
| 20 | 25,000 and over |

**What is the size of your organization's HR department worldwide?**

- |    |              |
|----|--------------|
| 10 | 0-1          |
| 11 | 2-4          |
| 12 | 5-9          |
| 13 | 10-24        |
| 14 | 25-49        |
| 15 | 50-99        |
| 16 | 100 and over |

**What is your gender identification?**

- |   |             |
|---|-------------|
| F | Female      |
| M | Male        |
| U | Undisclosed |

**What year did you start in the HR profession?**

\_\_\_\_\_

YYYY

**What is your birth year?**

\_\_\_\_\_

YYYY

10 11 12 13 14 15 16 17 18 19 20 21 22 23 24

## MEMBER INFORMATION

**New Membership**

**Membership Renewal**

Nickname \_\_\_\_\_ Member ID #, if renewal \_\_\_\_\_

First/Given Name \_\_\_\_\_ Middle Initial \_\_\_\_\_ Last/Family Name \_\_\_\_\_

Please circle: Ms. Mrs. Mr. Dr. Other \_\_\_\_\_ Jr., Sr., Ph.D., etc. \_\_\_\_\_

Certifications:  PHR  SPHR  GPHR  Other \_\_\_\_\_

Job Title \_\_\_\_\_

Company Name \_\_\_\_\_

Company Address \_\_\_\_\_

City \_\_\_\_\_ State/Province \_\_\_\_\_

ZIP/Postal Code \_\_\_\_\_ Country \_\_\_\_\_

Phone # \_\_\_\_\_ Fax # \_\_\_\_\_

E-mail Address \_\_\_\_\_

Home Address \_\_\_\_\_

City \_\_\_\_\_ State/Province \_\_\_\_\_

ZIP/Postal Code \_\_\_\_\_ Country \_\_\_\_\_

Phone # \_\_\_\_\_ Home Fax # \_\_\_\_\_





Home E-mail: \_\_\_\_\_

If applicable, please indicate your SHRM chapter name/city and state OR number: \_\_\_\_\_

Send Mail to:  Home  Company

Our member mailing address list is available to HR-related organizations. By checking this box, your name will be removed from this list.

**CONVENIENT WAYS TO JOIN!**

	www.shrm.org/join (preferred method) Use promotion code 0118		+1-703-548-3440 +1-800-283-7476 (U.S. Only) TTY/TDD: +1-703-548-6999
	FAX to +1-703-535-6490		Society for Human Resource Management P.O. Box 79482 Baltimore, MD 21279-0482, USA

**For SHRM Headquarters Use Only**

Date Entered: \_\_\_\_\_ Entered By: \_\_\_\_\_

ID #: \_\_\_\_\_

Date Pmt. rec'd. \_\_\_\_\_ Amt. \_\_\_\_\_

Co. Ck. \_\_\_\_\_ Pers. Ck. \_\_\_\_\_

Chapter Ck. \_\_\_\_\_ Money Order \_\_\_\_\_